

**NOTICE OF MEETING (•) OF THE
COMMISSIONERS COURT OF JACK COUNTY, TEXAS**

• Assistive Listening Devices Available on Request for Use During Court Session

Notice is hereby given that a Meeting of the above named Commissioners Court will be held on **Monday the 17th day of November at 9:00 o'clock a. m.**, in the County Courthouse, Jacksboro, Texas, at which time the following subjects* will be discussed and appropriate action taken, to-wit:

These subjects may or may not be discussed in the order shown. All items listed below as part of the called "Consent Agenda Items" require no deliberation by the Court. Each Court member has the prerogative of removing an item from this agenda so that it may be considered separately.

FILED FOR RECORD

_____ O'CLOCK _____ M.

NOV 13 2014

JANICE ROBINSON, County Clerk
JACK COUNTY, TEXAS

BY _____ DEPUTY

1. PUBLIC FORUM (Limited to 5 minutes per person);

2. PAYMENT OF CLAIMS;

3. CONSENT AGENDA ITEMS:

- (a) Approval of Minutes of Meeting of November 10, 2014;
- (b) Approval/Renewal of Performance Bond for Reserve Deputy Sheriff Brian Newby;
- (c) Adoption of Resolution by Commissioners Court urging the Texas State Government to provide appropriate funding and focus to provide results orientated, evidence based, proven treatment for returning Texas Veterans that suffer the residual, after-effects of TBI and PTSD;
- (d) Amendment of clarification of Commissioners Court Minutes of September 22, 2014 under "RESOLUTION ON WORKERS' COMPENSATION" to read:

Approval of Resolution to expand county optional coverage on Workers' Compensation to include Election Personnel, Jurors, Volunteer Firemen, and Volunteer Law Enforcement;

In all other respects, said Minutes remain unchanged;

4. Discussion of Commissioner Precinct Operations;

5. Update on Courthouse Repair Project 2014 details, if any;

6. Update on status of County activities, if any, under the CTIF Grant;

7. Reports, if any, by other Department Heads;

8. Consider and adopt any further plans, if any, for sale of surplus county property through Renee Bates and Associates;


9. Official Canvas of Returns on Election of November 4, 2014;

10. FUTURE AGENDA ITEMS; AND;

11. ADJOURNMENT.

Dated and signed this the 13th day of November, 2014

Commissioners Court of Jack County, Texas

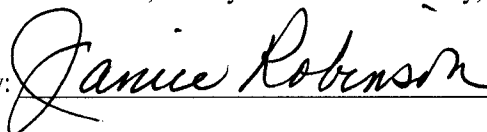


Mitchell G. Davenport, Judge of Commissioners Court

I, the undersigned County Clerk, do hereby certify that the above Notice of Meeting of the above named Commissioners Court, is a true and correct copy of said Notice, and that I posted a true and correct copy of said Notice on the bulletin board at the Courthouse door of Jack County, Texas, at a place readily accessible to the general public at all times on the 13th day of November, 2014, and said Notice remained so posted continuously for at least 72 hours preceding the scheduled time of said meeting.

Dated this the 13th day of November, 2014, at 3:42 o'clock p.m.

Janice Robinson, County Clerk of Jack County, Texas

By: 



MINUTES

On this the 17th day of November, 2014 the Commissioners Court of Jack County, Texas met in Regular session at 9:07 a.m. with the following elected officials present:

Fearl F. Smith, Commissioner Pct. 1
James L Brock, Commissioner Pct. 2
James L. Cozart, Commissioner Pct.
Terry Ward, Commissioner Pct. 4
Mitchell G. Davenport, County Judge

FILED FOR RECORD
_____ O'CLOCK _____ M.
NOV 24 2014
JANICE ROBINSON, County Clerk
JACK COUNTY, TEXAS
BY _____ DEPUTY

PUBLIC FORUM

No members of the public spoke.

PAYMENT OF ACCOUNTS AND CLAIMS

All accounts and claims were submitted to the Court for approval. Those submitted were approved and entered into the computer of the County Treasurer.

Commissioner Brock made a motion to pay all bills. Commissioner Ward seconded and the motion carried unanimously.

CONSENT AGENDA ITEMS

- (a) Approval of Minutes of Meeting of November 10, 2014;
- (b) Approval/Renewal of Performance Bond for Reserve Deputy Sheriff Brian Newby;
- (c) Adoption of Resolution by Commissioners Court urging the Texas State Government to provide appropriate funding and focus to provide results orientated, evidence based, proven treatment for returning Texas Veterans that suffer the residual, after-effects of TBI and PTSD;
- (d) Amendment of clarification of Commissioners Court Minutes of September 22, 2014 under "RESOLUTION ON WORKERS' COMPENSATION" to read:

Approval of Resolution to expand county optional coverage on Workers' Compensation to include Election Personnel, Jurors, Volunteer Firemen, and Volunteer Law Enforcement;

In all other respects, said Minutes remain unchanged;

Judge Davenport made a motion to adopt all of the Consent Agenda items. Commissioner Cozart seconded and the motion carried unanimously.

PRECINCT OPERATIONS

Discussion of Commissioner Precinct Operations;

There was nothing to report at this time.

COURTHOUSE REPAIR PROJECT 2014

Update on Courthouse Repair Project 2014 details, if any;

There was nothing to report at this time.

CTIF GRANT

Update on status of County activities, if any, under the CTIF Grant;

Treasurer Kim Gibby will be invoicing the second reimbursement request for work in the Commissioner Precincts.

DEPARTMENT HEAD REPORTS

Reports, if any, by other Department Heads;

County Clerk Janice Robinson displayed the newly Restored and Preserved Plat Books. The indexes and plats were cleaned and restored and plats were placed in plastic sleeves within the

book. The larger plats were placed in large plastic sleeves and displayed on a hanging rack. All documents were copied to a CD. This project was funded by the collection of Records Management and Archive fees when documents are filed in the County Clerk's office not from taxpayer money.

RENEE BATES AND ASSOCIATES

Consider and adopt any further plans, if any, for sale of surplus county property through Renee Bates and Associates;

There was nothing to report at this time.

CANVASS FOR NOVEMBER 4, 2014 ELECTION

Official Canvass of Returns on Election of November 4, 2014;


Commissioner Cozart made a motion to approve the Canvass of Returns for the November 4, 2014 Election. Commissioner Brock seconded and the motion carried unanimously.

The Jack County Hospital District d/b/a Faith Community Hospital approved their Canvass on November 13, 2014.

ADJOURNMENT

There being no further business motion was made by Commissioner Cozart to adjourn and seconded by Commissioner Brock. The motion carried unanimously.

Meeting was adjourned at 9:50 a.m.




Fearl F. Smith, Commissioner Pct. #1




James Brock, Commissioner Pct. #2



James L. Cozart, Commissioner Pct. #3



Terry Ward, Commissioner Pct. #4



Mitchell G. Davenport, County Judge

ATTEST:



Janice Robinson, County Clerk



COUNTY OF JACK
STATE OF TEXAS

BY _____
JANICE ROBINSON, County Clerk
JACK COUNTY, TEXAS
DEPUTY

DEC 08 2014

FILED FOR RECORD
O'CLOCK _____ M.

RESOLUTION OF JACK COUNTY IN SUPPORT OF HYPERBARIC OXYGEN THERAPY FOR TBI AND PTSD

Whereas, the 'signature wounds' of Iraq and Afghanistan are Traumatic Brain Injury (TBI) and Post Traumatic Stress Disorder (PTSD) and are significant health issues for Texas Veterans returning from service in Iraq and Afghanistan (Operation Enduring Freedom (EF), Operation Iraqi Freedom (OIF), and Operation New Dawn (OND)); and,

Whereas, the effects of these conditions are usually long lasting and often life threatening (frequently suicide), and currently there are no definitive medical treatments for TBI and the treatments being provided today are only palliative drugs and/or counseling; and,

Whereas, several, well documented, more curative therapies are available, including Hyperbaric Oxygen Therapy (HBOT), that offer additional, alternative, curative ways to restore affected Veterans lives and minds; and,

Whereas, numerous studies have demonstrated that the untreated, lingering effects of these injuries adversely impact the returned Veterans' lives, resulting frequently in destroyed families, drug and alcohol use, unemployment, mental illness, incarceration, and homelessness; and,

Whereas, these results show up in society and communities as increased unemployment rates, public health care treatment costs, mental illness costs, alcohol and drug treatment costs, family breakups, and disrupted lives; and,

Whereas, neither the VA, Military Medicine, nor Medicare will reimburse Medical Practitioners for their efforts to help these Veterans;

Therefore, Be It Resolved, that Jack County strongly urges the Texas State Government to provide appropriate funding and focus to provide results orientated, evidence based, proven treatment for returning Texas Veterans that suffer the residual, after-effects of TBI and PTSD

PASSED AND APPROVED this 10th day of November, 2014.

COUNTY OF JACK

By:

Mitchell G. Davenport
Mitchell G. Davenport,
County Judge of Jack County, Texas

James L. Brock
James L. Brock,
County Commissioner, Prct. 2, Jack County

Terry Ward
Terry Ward,
County Commissioner, Prct. 4, Jack County

Fearl Smith
Fearl Smith,
County Commissioner, Prct. 1, Jack County

James L. Cozart
James L. Cozart,
County Commissioner, Prct. 3, Jack County

ATTEST:

Janice Robinson
Janice C. Robinson, County Clerk of Jack County, Texas





RLI Indemnity Company
 P.O. Box 3967
 Peoria, IL 61612-3967
 Phone: (309) 692-1000 Fax: (309) 683-1610

**CONTINUATION
 CERTIFICATE**
 FILED FOR RECORD
 O'CLOCK M.

NOV 17 2014

JANICE ROBINSON, County Clerk
 JACK COUNTY, TEXAS

BY _____ DEPUTY

RLI Indemnity Company hereby continues in force Bond No. **LSM0144413**

briefly described as **Reserve Deputy Sheriff**

bound unto the **Jack County Sheriff**

on behalf of **Brian Alan Newby**

Location Name & Address:	Bill To Name & Address: (If different)
Brian Alan Newby 1618 Turkey Creek Road Mineral Wells, TX 76067	

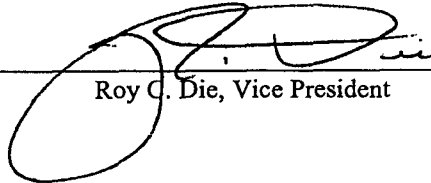
in the sum of **\$ 10,000.00** Dollars, for the term beginning **December 31, 2014** and ending **December 31, 2015** subject to all the covenants and conditions of the original bond referred to above.

This Continuation Certificate is executed upon the express condition that the Undersigned company's liability under said bond and under this and all Continuation Certificates issued in connection therewith shall not be cumulative and shall not in any event exceed the amount of said bond as hereinbefore set forth.

Dated this 2nd day of October, 2014.



RLI Indemnity Company

By  _____
 Roy C. Die, Vice President

THIS "Continuation Certificate" MUST BE FILED WITH THE ABOVE OBLIGEE.

COUNTY OF JACK

STATE OF TEXAS

RESOLUTION OF JACK COUNTY IN SUPPORT OF HYPERBARIC OXYGEN THERAPY FOR TBI AND PTSD

Whereas, the 'signature wounds' of Iraq and Afghanistan are Traumatic Brain Injury (TBI) and Post Traumatic Stress Disorder (PTSD) and are significant health issues for Texas Veterans returning from service in Iraq and Afghanistan (Operation Enduring Freedom (EF), Operation Iraqi Freedom (OIF), and Operation New Dawn (OND); and,

Whereas, the effects of these conditions are usually long lasting and often life threatening (frequently suicide), and currently there are no definitive medical treatments for TBI and the treatments being provided today are only palliative drugs and/or counseling; and,

Whereas, several, well documented, more curative therapies are available, including Hyperbaric Oxygen Therapy (HBOT), that offer additional, alternative, curative ways to restore affected Veterans lives and minds; and,

Whereas, numerous studies have demonstrated that the untreated, lingering effects of these injuries adversely impact the returned Veterans' lives, resulting frequently in destroyed families, drug and alcohol use, unemployment, mental illness, incarceration, and homelessness; and,

Whereas, these results show up in society and communities as increased unemployment rates, public health care treatment costs, mental illness costs, alcohol and drug treatment costs, family breakups, and disrupted lives; and,


Whereas, neither the VA, Military Medicine, nor Medicare will reimburse Medical Practitioners for their efforts to help these Veterans;

Therefore, Be It Resolved, that Jack County strongly urges the Texas State Government to provide appropriate funding and focus to provide results orientated, evidence based, proven treatment for returning Texas Veterans that suffer the residual, after-effects of TBI and PTSD

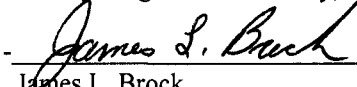
PASSED AND APPROVED this 10th day of November, 2014.

COUNTY OF JACK

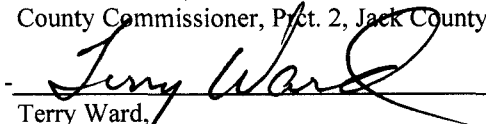
By:




Mitchell G. Davenport,
County Judge of Jack County, Texas




James L. Brock,
County Commissioner, Prct. 2, Jack County



Terry Ward,
County Commissioner, Prct. 4, Jack County



Pearl Smith,
County Commissioner, Prct. 1, Jack County



James L. Cozart,
County Commissioner, Prct. 3, Jack County

ATTEST:



Janice C. Robinson, County Clerk of Jack County, Texas



FILED FOR RECORD

_____ O'CLOCK _____ M.

AW9-2
Prescribed by Secretary of State
Section 67.004, Texas Election Code
3/07

NOV 17 2014

JANICE ROBINSON, County Clerk
JACK COUNTY, TEXAS


BY _____ DEPUTY

CANVASS OF GENERAL ELECTION

I, Edwina Swan, Vice-President of Jack County Hospital District d/b/a Faith Community Hospital of Jacksboro, Texas met with the Jack County Hospital District d/b/a Faith Community Hospital sitting as the canvassing board to canvass the general election of November 04, 2014 on November 13, 2014 at Jacksboro Texas.

I certify that the figures on the tally sheets correspond with the figures on the returns.

Witness my hand this 13 day of November, 2014.



Edwina Swan, Vice-President Hospital Board
Officer of Canvassing

**Canvass Report — Total Voters — Official
JACK COUNTY, TEXAS — GENERAL ELECTION — November 04, 2014**

Total Number of Voters : 1,752 of 4,791 = 36.57%

Precincts Reporting 6 of 6 = 100.00%

Straight Party

Precinct	Absentee Ballots Cast	Early Ballots Cast	Election Ballots Cast	Total Ballots Cast	Registered Voters	Percent Turnout	REP Republican Party	DEM Democratic Party	LIB Libertarian Party	GRN Green Party	Totals
1	30	190	189	409	1130	36.19%	208	29	1	1	239
2	19	93	251	363	970	37.42%	185	26	1	0	212
3	6	21	41	68	233	29.18%	37	5	0	0	42
4	20	137	156	313	754	41.51%	161	18	1	0	180
5	8	61	149	218	631	34.55%	127	10	0	0	137
6	31	188	162	381	1073	35.51%	204	31	0	0	235
Totals	114	690	948	1752	4791		922	119	3	1	1045

**Canvass Report — Total Voters — Official
 JACK COUNTY, TEXAS — GENERAL ELECTION — November 04, 2014**

Total Number of Voters : 1,752 of 4,791 = 36.57%

Precincts Reporting 6 of 6 = 100.00%

United States Senator												
Precinct	Absentee Ballots Cast	Early Ballots Cast	Election Ballots Cast	Total Ballots Cast	Registered Voters	Percent Turnout	REP John Cornyn	DEM David M. Alameel	LIB Rebecca Paddock	GRN Emily "Spicybrown" Sanchez	Mohammed Tahiro	Totals
1	30	190	189	409	1130	36.19%	355	38	6	2	0	401
2	19	93	251	363	970	37.42%	299	47	7	2	0	355
3	6	21	41	68	233	29.18%	58	8	1	0	0	67
4	20	137	156	313	754	41.51%	276	22	6	1	0	305
5	8	61	149	218	631	34.55%	188	15	3	1	0	207
6	31	188	162	381	1073	35.51%	317	40	8	2	0	367
Totals	114	690	948	1752	4791		1493	170	31	8	0	1702

**Canvass Report — Total Voters — Official
 JACK COUNTY, TEXAS — GENERAL ELECTION — November 04, 2014**

Total Number of Voters : 1,752 of 4,791 = 36.57%

Precincts Reporting 6 of 6 = 100.00%

United States Representative, District 13

Precinct	Absentee Ballots Cast	Early Ballots Cast	Election Ballots Cast	Total Ballots Cast	Registered Voters	Percent Turnout	REP MacThornberry	DEM Mike Minter	LIB Emily Pivoda	GRN Don Cook	Totals
1	30	190	189	409	1130	36.19%	356	41	3	2	402
2	19	93	251	363	970	37.42%	299	52	4	2	357
3	6	21	41	68	233	29.18%	58	10	0	0	68
4	20	137	156	313	754	41.51%	280	25	4	1	310
5	8	61	149	218	631	34.55%	195	20	0	0	215
6	31	188	162	381	1073	35.51%	326	44	3	2	375
Totals	114	690	948	1752	4791		1514	192	14	7	1727

**Canvass Report — Total Voters — Official
 JACK COUNTY, TEXAS — GENERAL ELECTION — November 04, 2014**

Total Number of Voters : 1,752 of 4,791 = 36.57%

Precincts Reporting 6 of 6 = 100.00%

Governor												
Precinct	Absentee Ballots Cast	Early Ballots Cast	Election Ballots Cast	Total Ballots Cast	Registered Voters	Percent Turnout	REP Greg Abbott	DEM Wendy R. Davis	LIB Kathie Glass	GRN Brandon Parmer	Sarah M Pavitt	Totals
1	30	190	189	409	1130	36.19%	350	46	6	2	0	404
2	19	93	251	363	970	37.42%	288	64	6	0	0	358
3	6	21	41	68	233	29.18%	58	9	1	0	0	68
4	20	137	156	313	754	41.51%	275	27	3	2	0	307
5	8	61	149	218	631	34.55%	189	18	5	1	0	213
6	31	188	162	381	1073	35.51%	313	61	2	1	0	377
Totals	114	690	948	1752	4791		1473	225	23	6	0	1727

Canvass Report — Total Voters — Official
JACK COUNTY, TEXAS — GENERAL ELECTION — November 04, 2014

Total Number of Voters : 1,752 of 4,791 = 36.57%

Precincts Reporting 6 of 6 = 100.00%

Lieutenant Governor

Precinct	Absentee Ballots Cast	Early Ballots Cast	Election Ballots Cast	Total Ballots Cast	Registered Voters	Percent Turnout	REP Dan Patrick	DEM Leticia Van de Putte	LIB Robert D. Butler	GRN Chandrantha Courtney	Totals
1	30	190	189	409	1130	36.19%	338	52	8	1	399
2	19	93	251	363	970	37.42%	292	51	9	2	354
3	6	21	41	68	233	29.18%	56	9	2	0	67
4	20	137	156	313	754	41.51%	265	33	8	1	307
5	8	61	149	218	631	34.55%	188	16	7	0	211
6	31	188	162	381	1073	35.51%	308	57	7	1	373
Totals	114	690	948	1752	4791		1447	218	41	5	1711

Canvass Report — Total Voters — Official
 JACK COUNTY, TEXAS — GENERAL ELECTION — November 04, 2014

Total Number of Voters : 1,752 of 4,791 = 36.57%

Precincts Reporting 6 of 6 = 100.00%

Attorney General

Precinct	Absentee Ballots Cast	Early Ballots Cast	Election Ballots Cast	Total Ballots Cast	Registered Voters	Percent Turnout	REP Ken Paxton	DEM Sam Houston	LIB Jamie Balagia	GRN Jamar Osborne	Totals
1	30	190	189	409	1130	36.19%	337	52	9	1	399
2	19	93	251	363	970	37.42%	293	57	4	5	359
3	6	21	41	68	233	29.18%	58	10	0	0	68
4	20	137	156	313	754	41.51%	269	30	4	2	305
5	8	61	149	218	631	34.55%	189	19	3	2	213
6	31	188	162	381	1073	35.51%	314	56	5	0	375
Totals	114	690	948	1752	4791		1460	224	25	10	1719

**Canvass Report — Total Voters — Official
 JACK COUNTY, TEXAS — GENERAL ELECTION — November 04, 2014**

Total Number of Voters : 1,752 of 4,791 = 36.57%

Precincts Reporting 6 of 6 = 100.00%

Comptroller of Public Accounts

Precinct	Absentee Ballots Cast	Early Ballots Cast	Election Ballots Cast	Total Ballots Cast	Registered Voters	Percent Turnout	REP Glenn Hegar	DEM Mike Collier	LIB Ben Sanders	GRN Deb Shafto	Totals
1	30	190	189	409	1130	36.19%	332	51	10	1	394
2	19	93	251	363	970	37.42%	285	58	6	2	351
3	6	21	41	68	233	29.18%	55	8	1	1	65
4	20	137	156	313	754	41.51%	260	32	10	2	304
5	8	61	149	218	631	34.55%	188	24	3	0	215
6	31	188	162	381	1073	35.51%	313	50	4	1	368
Totals	114	690	948	1752	4791		1433	223	34	7	1697

**Canvass Report — Total Voters — Official
 JACK COUNTY, TEXAS — GENERAL ELECTION — November 04, 2014**

Total Number of Voters : 1,752 of 4,791 = 36.57%

Precincts Reporting 6 of 6 = 100.00%

Commissioner of the General Land Office

Precinct	Absentee Ballots Cast	Early Ballots Cast	Election Ballots Cast	Total Ballots Cast	Registered Voters	Percent Turnout	REP George P. Bush	DEM John Cook	LIB Justin Knight	GRN Valerie Alessi	Totals
1	30	190	189	409	1130	36.19%	341	47	8	1	397
2	19	93	251	363	970	37.42%	287	53	12	3	355
3	6	21	41	68	233	29.18%	57	8	1	1	67
4	20	137	156	313	754	41.51%	277	26	4	2	309
5	8	61	149	218	631	34.55%	189	23	2	0	214
6	31	188	162	381	1073	35.51%	318	51	5	0	374
Totals	114	690	948	1752	4791		1469	208	32	7	1716

**Canvass Report — Total Voters — Official
JACK COUNTY, TEXAS — GENERAL ELECTION — November 04, 2014**

Total Number of Voters : 1,752 of 4,791 = 36.57%

Precincts Reporting 6 of 6 = 100.00%

Commissioner of Agriculture

Precinct	Absentee Ballots Cast	Early Ballots Cast	Election Ballots Cast	Total Ballots Cast	Registered Voters	Percent Turnout	REP Sid Miller	DEM Jim Hogan	LIB David (Rocky) Palmquist	GRN Kenneth Kendrick	Totals
1	30	190	189	409	1130	36.19%	328	54	7	4	393
2	19	93	251	363	970	37.42%	289	56	7	2	354
3	6	21	41	68	233	29.18%	53	11	1	1	66
4	20	137	156	313	754	41.51%	260	35	5	5	305
5	8	61	149	218	631	34.55%	186	22	4	0	212
6	31	188	162	381	1073	35.51%	305	58	6	3	372
Totals	114	690	948	1752	4791		1421	236	30	15	1702

**Canvass Report — Total Voters — Official
 JACK COUNTY, TEXAS — GENERAL ELECTION — November 04, 2014**

Total Number of Voters : 1,752 of 4,791 = 36.57%

Precincts Reporting 6 of 6 = 100.00%

Railroad Commissioner

Precinct	Absentee Ballots Cast	Early Ballots Cast	Election Ballots Cast	Total Ballots Cast	Registered Voters	Percent Turnout	REP Ryan Sitton	DEM Steve Brown	LIB Mark A. Miller	GRN Martina Salinas	Totals
1	30	190	189	409	1130	36.19%	328	54	10	3	395
2	19	93	251	363	970	37.42%	288	53	10	2	353
3	6	21	41	68	233	29.18%	55	10	1	0	66
4	20	137	156	313	754	41.51%	266	29	8	1	304
5	8	61	149	218	631	34.55%	187	24	1	0	212
6	31	188	162	381	1073	35.51%	315	48	5	2	370
Totals	114	690	948	1752	4791		1439	218	35	8	1700

**Canvass Report — Total Voters — Official
 JACK COUNTY, TEXAS — GENERAL ELECTION — November 04, 2014**

Total Number of Voters : 1,752 of 4,791 = 36.57%

Precincts Reporting 6 of 6 = 100.00%

Chief Justice, Supreme Court

Precinct	Absentee Ballots Cast	Early Ballots Cast	Election Ballots Cast	Total Ballots Cast	Registered Voters	Percent Turnout	REP Nathan Hecht	DEM William Moody	LIB Tom Oxford	Totals
1	30	190	189	409	1130	36.19%	334	47	11	392
2	19	93	251	363	970	37.42%	283	63	9	355
3	6	21	41	68	233	29.18%	55	8	2	65
4	20	137	156	313	754	41.51%	268	30	6	304
5	8	61	149	218	631	34.55%	187	23	3	213
6	31	188	162	381	1073	35.51%	312	50	5	367
Totals	114	690	948	1752	4791		1439	221	36	1696

**Canvass Report — Total Voters — Official
 JACK COUNTY, TEXAS — GENERAL ELECTION — November 04, 2014**

Total Number of Voters : 1,752 of 4,791 = 36.57%

Precincts Reporting 6 of 6 = 100.00%

Justice, Supreme Court, Place 6 - Unexpired Term

Precinct	Absentee Ballots Cast	Early Ballots Cast	Election Ballots Cast	Total Ballots Cast	Registered Voters	Percent Turnout	REP Jeff Brown	DEM Lawrence Edward Meyers	LIB Mark Ash	Totals
1	30	190	189	409	1130	36.19%	335	44	8	387
2	19	93	251	363	970	37.42%	284	56	9	349
3	6	21	41	68	233	29.18%	56	8	1	65
4	20	137	156	313	754	41.51%	266	30	8	304
5	8	61	149	218	631	34.55%	187	22	1	210
6	31	188	162	381	1073	35.51%	313	47	6	366
Totals	114	690	948	1752	4791		1441	207	33	1681

**Canvass Report — Total Voters — Official
 JACK COUNTY, TEXAS — GENERAL ELECTION — November 04, 2014**

Total Number of Voters : 1,752 of 4,791 = 36.57%

Precincts Reporting 6 of 6 = 100.00%

Justice, Supreme Court, Place 7

Precinct	Absentee Ballots Cast	Early Ballots Cast	Election Ballots Cast	Total Ballots Cast	Registered Voters	Percent Turnout	REP Jeff Boyd	DEM Gina Benavides	LIB Don Fulton	GRN Charles E. Waterbury	Totals
1	30	190	189	409	1130	36.19%	334	43	9	3	389
2	19	93	251	363	970	37.42%	287	48	11	3	349
3	6	21	41	68	233	29.18%	55	8	1	1	65
4	20	137	156	313	754	41.51%	268	25	6	3	302
5	8	61	149	218	631	34.55%	187	19	2	0	208
6	31	188	162	381	1073	35.51%	311	47	6	1	365
Totals	114	690	948	1752	4791		1442	190	35	11	1678

**Canvass Report — Total Voters — Official
JACK COUNTY, TEXAS — GENERAL ELECTION — November 04, 2014**

Total Number of Voters : 1,752 of 4,791 = 36.57%

Precincts Reporting 6 of 6 = 100.00%

Justice, Supreme Court, Place 8

Precinct	Absentee Ballots Cast	Early Ballots Cast	Election Ballots Cast	Total Ballots Cast	Registered Voters	Percent Turnout	REP Phil Johnson	LIB RS Roberto Koelsch	GRN Jim Chisolm	Totals
1	30	190	189	409	1130	36.19%	340	15	10	365
2	19	93	251	363	970	37.42%	292	22	8	322
3	6	21	41	68	233	29.18%	58	1	2	61
4	20	137	156	313	754	41.51%	275	6	8	289
5	8	61	149	218	631	34.55%	189	6	5	200
6	31	188	162	381	1073	35.51%	321	9	9	339
Totals	114	690	948	1752	4791		1475	59	42	1576

**Canvass Report — Total Voters — Official
JACK COUNTY, TEXAS — GENERAL ELECTION — November 04, 2014**

Total Number of Voters : 1,752 of 4,791 = 36.57%

Precincts Reporting 6 of 6 = 100.00%

Judge, Court of Criminal Appeals Place 3

Precinct	Absentee Ballots Cast	Early Ballots Cast	Election Ballots Cast	Total Ballots Cast	Registered Voters	Percent Turnout	REP Bert Richardson	DEM John Granberg	LIB Mark W. Bennett	Totals
1	30	190	189	409	1130	36.19%	328	46	10	384
2	19	93	251	363	970	37.42%	282	56	10	348
3	6	21	41	68	233	29.18%	55	9	1	65
4	20	137	156	313	754	41.51%	267	26	8	301
5	8	61	149	218	631	34.55%	188	19	3	210
6	31	188	162	381	1073	35.51%	307	48	8	363
Totals	114	690	948	1752	4791		1427	204	40	1671

**Canvass Report — Total Voters — Official
 JACK COUNTY, TEXAS — GENERAL ELECTION — November 04, 2014**

Total Number of Voters : 1,752 of 4,791 = 36.57%

Precincts Reporting 6 of 6 = 100.00%

Judge, Court of Criminal Appeals Place 4

Precinct	Absentee Ballots Cast	Early Ballots Cast	Election Ballots Cast	Total Ballots Cast	Registered Voters	Percent Turnout	REP Kevin Patrick Yeary	LIB Quanah Parker	GRN Judith Sanders-Castro	Totals
1	30	190	189	409	1130	36.19%	332	28	6	366
2	19	93	251	363	970	37.42%	278	37	9	324
3	6	21	41	68	233	29.18%	57	2	1	60
4	20	137	156	313	754	41.51%	269	13	6	288
5	8	61	149	218	631	34.55%	186	12	2	200
6	31	188	162	381	1073	35.51%	310	25	5	340
Totals	114	690	948	1752	4791		1432	117	29	1578

Canvass Report — Total Voters — Official
JACK COUNTY, TEXAS — GENERAL ELECTION — November 04, 2014

Total Number of Voters : 1,752 of 4,791 = 36.57%

Precincts Reporting 6 of 6 = 100.00%

Judge, Court of Criminal Appeals Place 9

Precinct	Absentee Ballots Cast	Early Ballots Cast	Election Ballots Cast	Total Ballots Cast	Registered Voters	Percent Turnout	REP David Newell	LIB William Bryan Strange, III	GRN George Joseph Altgelt	Totals
1	30	190	189	409	1130	36.19%	341	14	10	365
2	19	93	251	363	970	37.42%	297	18	10	325
3	6	21	41	68	233	29.18%	58	2	1	61
4	20	137	156	313	754	41.51%	272	11	6	289
5	8	61	149	218	631	34.55%	189	7	4	200
6	31	188	162	381	1073	35.51%	317	17	6	340
Totals	114	690	948	1752	4791		1474	69	37	1580

Canvass Report — Total Voters — Official
JACK COUNTY, TEXAS — GENERAL ELECTION — November 04, 2014

Total Number of Voters : 1,752 of 4,791 = 36.57%

Precincts Reporting 6 of 6 = 100.00%

State Senator, District 30									
Precinct	Absentee Ballots Cast	Early Ballots Cast	Election Ballots Cast	Total Ballots Cast	Registered Voters	Percent Turnout	REP Craig Estes	LIB Cory Lane	Totals
1	30	190	189	409	1130	36.19%	351	26	377
2	19	93	251	363	970	37.42%	293	36	329
3	6	21	41	68	233	29.18%	57	6	63
4	20	137	156	313	754	41.51%	281	18	299
5	8	61	149	218	631	34.55%	187	19	206
6	31	188	162	381	1073	35.51%	322	25	347
Totals	114	690	948	1752	4791		1491	130	1621

Canvass Report — Total Voters — Official
JACK COUNTY, TEXAS — GENERAL ELECTION — November 04, 2014

Total Number of Voters : 1,752 of 4,791 = 36.57%

Precincts Reporting 6 of 6 = 100.00%

State Representative, District 68

Precinct	Absentee Ballots Cast	Early Ballots Cast	Election Ballots Cast	Total Ballots Cast	Registered Voters	Percent Turnout	REP Drew Springer	Totals
1	30	190	189	409	1130	36.19%	354	354
2	19	93	251	363	970	37.42%	311	311
3	6	21	41	68	233	29.18%	61	61
4	20	137	156	313	754	41.51%	291	291
5	8	61	149	218	631	34.55%	197	197
6	31	188	162	381	1073	35.51%	334	334
Totals	114	690	948	1752	4791		1548	1548

**Canvass Report — Total Voters — Official
 JACK COUNTY, TEXAS — GENERAL ELECTION — November 04, 2014**

Total Number of Voters : 1,752 of 4,791 = 36.57%

Precincts Reporting 6 of 6 = 100.00%

Justice, 2nd Court of Appeals District, Place 2

Precinct	Absentee Ballots Cast	Early Ballots Cast	Election Ballots Cast	Total Ballots Cast	Registered Voters	Percent Turnout	REP Ball Meter	Totals
1	30	190	189	409	1130	36.19%	342	342
2	19	93	251	363	970	37.42%	303	303
3	6	21	41	68	233	29.18%	59	59
4	20	137	156	313	754	41.51%	281	281
5	8	61	149	218	631	34.55%	196	196
6	31	188	162	381	1073	35.51%	326	326
Totals	114	690	948	1752	4791		1507	1507

**Canvass Report — Total Voters — Official
 JACK COUNTY, TEXAS — GENERAL ELECTION — November 04, 2014**

Total Number of Voters : 1,752 of 4,791 = 36.57%

Precincts Reporting 6 of 6 = 100.00%

Justice, 2nd Court of Appeals District, Place 7 Unexpired Term

Precinct	Absentee Ballots Cast	Early Ballots Cast	Election Ballots Cast	Total Ballots Cast	Registered Voters	Percent Turnout	REP Lee Gabriel	Totals
1	30	190	189	409	1130	36.19%	339	339
2	19	93	251	363	970	37.42%	303	303
3	6	21	41	68	233	29.18%	59	59
4	20	137	156	313	754	41.51%	281	281
5	8	61	149	218	631	34.55%	193	193
6	31	188	162	381	1073	35.51%	325	325
Totals	114	690	948	1752	4791		1500	1500

**Canvass Report — Total Voters — Official
 JACK COUNTY, TEXAS — GENERAL ELECTION — November 04, 2014**

Total Number of Voters : 1,752 of 4,791 = 36.57%

Precincts Reporting 6 of 6 = 100.00%

District Judge, 271st Judicial District

Precinct	Absentee Ballots Cast	Early Ballots Cast	Election Ballots Cast	Total Ballots Cast	Registered Voters	Percent Turnout	REP John H. Foster	Totals
1	30	190	189	409	1130	36.19%	345	345
2	19	93	251	363	970	37.42%	308	308
3	6	21	41	68	233	29.18%	61	61
4	20	137	156	313	754	41.51%	291	291
5	8	61	149	218	631	34.55%	195	195
6	31	188	162	381	1073	35.51%	330	330
Totals	114	690	948	1752	4791		1530	1530

**Canvass Report — Total Voters — Official
 JACK COUNTY, TEXAS — GENERAL ELECTION — November 04, 2014**

Total Number of Voters : 1,752 of 4,791 = 36.57%

Precincts Reporting 6 of 6 = 100.00%

PROPOSITION 1 State

Precinct	Absentee Ballots Cast	Early Ballots Cast	Election Ballots Cast	Total Ballots Cast	Registered Voters	Percent Turnout	For	Against	Totals
1	30	190	189	409	1130	36.19%	273	75	348
2	19	93	251	363	970	37.42%	242	58	300
3	6	21	41	68	233	29.18%	46	15	61
4	20	137	156	313	754	41.51%	239	35	274
5	8	61	149	218	631	34.55%	123	43	166
6	31	188	162	381	1073	35.51%	275	48	323
Totals	114	690	948	1752	4791		1198	274	1472

Canvass Report — Total Voters — Official
JACK COUNTY, TEXAS — GENERAL ELECTION — November 04, 2014

Total Number of Voters : 1,752 of 4,791 = 36.57%

Precincts Reporting 6 of 6 = 100.00%

Directors - Place 3

Precinct	Absentee Ballots Cast	Early Ballots Cast	Election Ballots Cast	Total Ballots Cast	Registered Voters	Percent Turnout	Larry Hopwood	Billy Cypert	Christine Cabanillas	Totals
1	30	190	189	409	1130	36.19%	119	99	88	306
2	19	93	251	363	970	37.42%	105	68	60	233
3	6	21	41	68	233	29.18%	19	19	13	51
4	20	137	156	313	754	41.51%	91	89	71	251
5	8	61	149	218	631	34.55%	55	42	30	127
6	31	188	162	381	1073	35.51%	117	80	87	284
Totals	114	690	948	1752	4791		506	397	349	1252